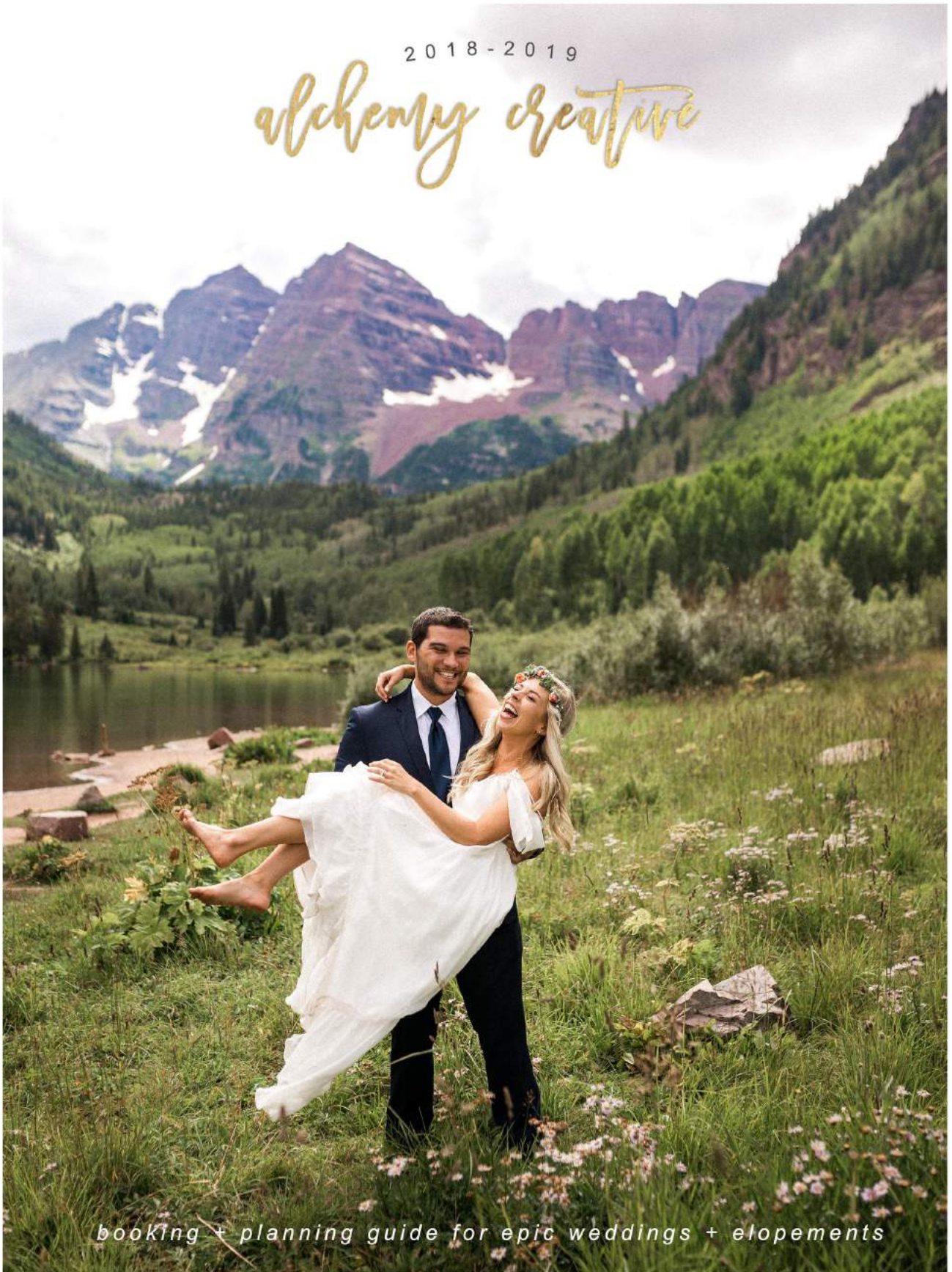



2018-2019

# alchemy creative



*booking + planning guide for epic weddings + elopements*





**IF THERE IS ONE  
THING I KNOW,  
IT IS LOVE AND ALL  
ITS ETERNITY.**

WELCOME

*coordinating every last detail of your photo sessions in the  
midst of planning a wedding is no easy feat.  
don't worry; I am here to help!*

*the information in this planning guide is meant to help you  
through all of your photography related questions, so you  
can be relaxed and excited on your big day.*

---

*if you have more questions, feel free to send over an email  
to [b.alchemycreative@gmail.com](mailto:b.alchemycreative@gmail.com).*















## MEET BRITTANY

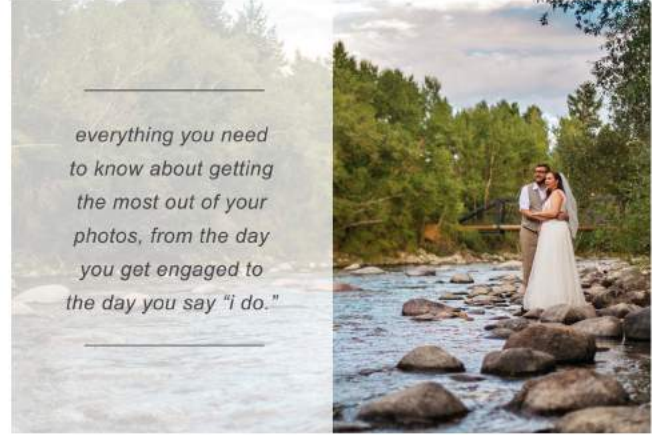
*My name is Brittany. Mother to a blue-eyed, wicked smart little lady. Tattoo haver. red lipstick wearer. total moment junkie. eternally optimisitc. perpetually cold. hair + makeup artist. still-storyteller. beholder of beauty. Lover of life + love.*

*Tell-tale signs that I may be a good fit for you and your love:*

*because you're a night-owl and a morning person, because you enjoy the quiet sound of snow falling. because you find inspiration in just about anything. because you like your music loud and your hugs long. because you're a big fan of the written word. because it's never too late for things like "i love you's" and a piece (or 3) of dark chocolate. because kitchens and living rooms make for the best dancing. because honesty. because flowers for no reason at all. because love is big and wonderful and important and the most beautiful choice you get to make. because kindness. because netflix marathons. because tears from hard laughter. because hard work feels good. because friends who feel like family. because spontaneous road trips to anywhere. because gifs and baby animals.*

*because viewing my work makes you feel almost as happy as I feel creating it. and because to me, telling your unique story, capturing your day, would be an honor. If your love is BIG fat loud messy, imperfectly perfect, hilarious, dreamy, mountain moving, almost annoying its so good, kind of love. You get me and I get you, Love is a big deal and documenting all the big and seemingly tiny moments, is what I do best. Whether you're celebrating with a big affair or keeping it intimate with an elopement, capturing YOUR kind of love is what I strive for.*









## ENGAGEMENT SESSIONS

*natural, casual, romantic*

*choosing a location:*

*add more personality to your photos by choosing the location of your engagement session! i love when a couple suggests having their photos taken in a spot that is sentimental to them, as it makes everyone more relaxed and allows them to focus on each other throughout the shoot. is there a spot that you went on for your first date? a cute local coffee shop where your first kiss was exchanged?*

*if you need suggestions, i am here to help! whether you have pictured a serene field or an urban environment as a backdrop for your photos, i have plenty of suggestions!*

---

**IN ORDER TO KEEP THE SESSION GET THE MOST OUT OF YOUR TIME IN FRONT OF THE CAMERA, THERE IS A LIMIT OF ONE-TWO LOCATIONS PER SESSION.**





## WHAT TO WEAR

### *wardrobe 101:*

---

*wear whatever you feel comfortable in. some clients dress up in their "sunday best," while others gravitate toward bold patterns & a more casual style. my goal is to capture you in your element, so feel free to get creative with your wardrobe! (limit 1-2 outfits per session.)*

### *outfit ideas:*

---

[www.pinterest.com/alchmycreative/what-to-wear-inspiration/](http://www.pinterest.com/alchmycreative/what-to-wear-inspiration/)

[www.urbanoutfitters.com](http://www.urbanoutfitters.com)

[www.jcrew.com](http://www.jcrew.com)

### *what to bring:*

---

*if you want to bring a favorite book, board game, or other meaningful prop, this is a great way to make your session totally unique!*





*style tips:*

---

*while it is great to compliment your future spouse in photos, by no means do the two of you need to wear matching outfits.*

*if your other half is more comfortable in solid colors, try choosing something with a little texture. patterns are a great way to add contrast to your images. be creative, and let your unique personality shine through!*





















**“HE LOOKED AT HER  
LOOK A BLIND MAN  
SEEING THE SUN  
FOR THE FIRST TIME.”**







"HAPPINESS  
IS ANYONE AND  
ANYTHING AT ALL  
THAT'S LOVED  
BY YOU"

## FIRST LOOK SESSIONS

*a first look in an epic location before the wedding, if  
your wedding day*

*timeline doesn't allow enough time for a drive to a  
scenic spot with mountains, trees, lakes. or if you  
just want a different view with the love of your life all  
dressed up!*

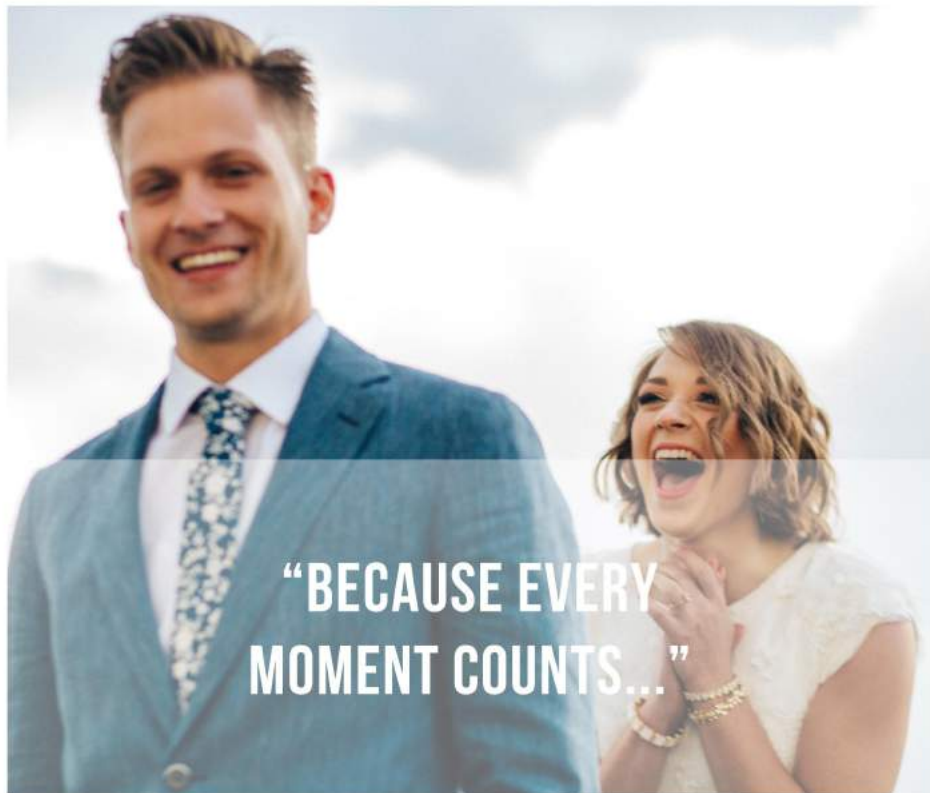
*finding the right location for your bridal session doesn't  
have to be difficult. when thinking about your bridal session,  
here are some things to consider:*

*do you want your bridal photos to be cohesive with your wedding  
photos? if so, then your wedding venue is a great option. most  
wedding venues allow a 1-2 hour bridal session during the week.  
do you want to go for a completely different look than your wedding  
day photos? if so, then there are so many amazing places you can  
do your bridal session at. if you have a southern or rustic venue,  
then maybe you want to add in a modern or urban feel to your  
photos by going downtown. if you like more of a natural setting, we  
can always find a local park or field for your session.*

---

**TIP: WEDDING MAGAZINES AND PINTEREST ARE GREAT SOURCES FOR POSING  
INSPIRATION. OF COURSE, I WILL GUIDE YOU THROUGHOUT THE SHOOT!**







## YOUR WEDDING DAY

*just a few guidelines*

*this is a wedding day guide for my amazing clients, from the perspective of their (very) experienced photographer.*

*Documenting your wedding as it unfolds in a natural way really makes for the loveliest of photos.*

*i've had the honor of photographing weddings all over the country ( and abroad) and have made a few notes along the way. In these pages, I've gone through each part of the day sharing a few words of wisdom, some wedding day treasures...if you will.*

*Dont worry! All this is not set in stone, just some gentle pointers in the right direction. Ultimately, weddings will go their own way as they should, and that's what's so wonderful about them. There is definitely no need for a "minute-by-minute" plan of action or long shot lists. That can actually hinder your photographer from seeing the real story of your day as it unfolds in it's own individual way.*

*What I want more than anything is for this day to be easy for you, for you to be in the moment as much as possible and to let me, and the rest of your "wedding team" sweat the small stuff.*

**You're going to have the best day ever and I cant WAIT to celebrate your love alongside you**





# PREPARING FOR THE BEST. DAY . EVER

*the whole day begins with the DETAILS! This is one of my favorite parts of the day because it allows me to prepare and get my creative side warmed up for the rest of the day. I photograph the couple's details in a way that matches the style of the entire wedding day. So, in some ways, the details set the stage for the look of the whole wedding and I love having ample time to stylize everything from the dress, the jewelry and any heirlooms. I ask that you gather any details you may have before I arrive so that I can walk in, say hello, give you a huge hug and begin with the goodies*



*what to gather*

DRESS  
VEIL/ HAIRPIECE  
RINGS ( ALL 3)  
SHOES  
JEWELRY  
INVITATION SUITE  
SOMETHING BORROWED + BLUE  
BOUQUET + BOUTS

TIE + CUFF LINKS  
SHOES  
WATCH  
COLOGNE





**“DO WHAT YOU LOVE, AND IT  
WILL LOVE YOU BACK.”**



*planning out a timeline:*

*plan atleast 2 hours before  
the ceremony for getting  
photos as well as a few bridal  
party + bridal portraits*

*consider doing  
a first-look!*

*it used to be considered  
taboo, but seeing each other  
before the ceremony allows  
you to get extra photos in  
while there is still daylight. it  
also helps to calm nerves and  
gets your reception started on  
time, as guests won't have to  
wait long for the newlyweds to  
get their photos taken after  
the wedding.*

*while this is not required, it is  
highly recommended!*








# YOUR *first look*

*your first look is an amazing part of your wedding day  
if you aren't sure about this new tradition,  
these next few pages will explain  
why it would be a romantic  
addition to your celebratn that not only adds to the  
experience but also reduces stress*





## FIRST LOOK: *why it's worth it*

*you're investing a lot into your wedding photography. With a first look, you'll receive MORE portraits of the two of you, and those are the photos you'll decorate your home with! With a first look, you make the most out of your investment.*

*you actually get intimate time on your wedding day with your love! Most couples don't realize that when you come down the aisle... you can't even tell each other how amazing you both look. You can't touch each other, embrace or even speak to each other. You have to wait 30 minutes until the ceremony is over to react, and after the ceremony the reaction isn't the same as the first glance. First looks allow you to be TOGETHER and in the moment. The rest of the day will be centered on group activities so capturing some sweet images during these photos of just the two of you before the whirlwind is incredible!*

*First looks allow you to extend your wedding day. Normally, the wedding day would start when you come down the aisle, then the ceremony would end, you would rush through portraits so you're not late for the introductions and then it's reception time. With a first look, your wedding day is extended by a few hours! Instead of being rushed for your bridal party portraits... you actually get to enjoy them and have fun hanging out with your BEST friends on your wedding day!*

*You get rid of your nerves! I'd say literally 1/2 of my couples who have done a first look, the grooms were not a fan of it at first. However, because they have never experienced their wedding day before, they didn't know how nerve racking it can be.*









## lighting

*ceremony lighting is really important. If you are getting married outdoors at 12pm, the lighting will likely be harsh and not only will there be extreme lines of light on your faces, you will also be squinting and all of your guests faces will be hidden behind sunglasses. I suggest planning an outdoor ceremony 2 hours before sunset if you are having a first look. If not, 3-4 hours before sunset to ensure that you will have plenty of time for all of your portraits afterwards.*

*The lower the sun, the more romantic the lighting. If you are having an indoor ceremony, it is best to have EVEN lighting at the altar. If there are two spotlights on the couple, I will not be able to expose for the rest of the bridal party + guests. It is better to have soft even light.*

## coordination

*Hiring either a full event planner or even a day-of coordinator is SO important! I've come to realize very quickly that if couples don't have someone in charge of the coordination of the day, that responsibility will fall on the parents, the couple, or the photographer. When a photographer is in charge of the day, the images will suffer. All of my most stressful situations were caused by a lack of organization and coordination. It's so important to make this a priority. If you need any recommendations on wedding coordination services I would love to share some of my favorite vendors with you!*

## unplugged ceremony

*I'm sure you've heard about unplugged weddings, but if you haven't, it's where the couple either have a sign posted or have the officiant make an announcement stating that there are no cameras/phones allowed I HIGHLY suggest this. Just google "unplugged weddings" and you'll find a ton of helpful information and examples. Your ceremony photos will look 10x better if you ask everyone invited to be present during your ceremony. They'll be free of distraction and we'll be able to photograph faces instead of the tops of heads or phonescreens/cameras in front of those faces*

*There have been COUNTLESS times a guest has stuck their phone or camera out into the aisle ruining the special moment of the Bride/Groom walking down the aisle or have obstructed my view of a shot of the parents' reactions by trying to get a camera phone photo of something. These moments can't be duplicated, have your guests ditch their devices for 20-30 minutes and save the photos for cocktail hour!*



*...and all the details that string together...*







...your EPIC love story...











## PORTRAITS

### *family photos + group shots*

*appoint someone to help with family formals after the ceremony. along with the candid and natural portraits taken throughout the day, most couples like to also include formal portraits with family & friends.*



*the best time to do these formal family portraits is typically right after the ceremony. this time can be extra chaotic if family members and friends are not all in the same place.*

### *crowd management:*

*it helps to have a designated friend who can proactively gather the groups so i can focus on creating beautiful photos! usually this person knows the groups pretty well, they have a loud voice, and they can round people up with ease.*

### *more recommendations:*

*after the ceremony, have your officiant make an announcement asking family to stay in the ceremony location. have an appointed friend help facilitate the different groups you would like to have photographed. this means that they have the list of family members and they are gathering people either with an extra loud voice or a handheld microphone.*

*keep your list of groups short. please note that each group shot can take 2-3 minutes. we would all love to have photos with every important person at the wedding, but time is of the essence. less is more in this type of situation, and you will have the reception to get group shots if necessary.*

*when these are in place, you are destined for fun and smooth formal portraits! this also allows for fun and creative wedding party photos afterwards, as well as romantic bride & groom portraits with beautiful golden hour lighting!*





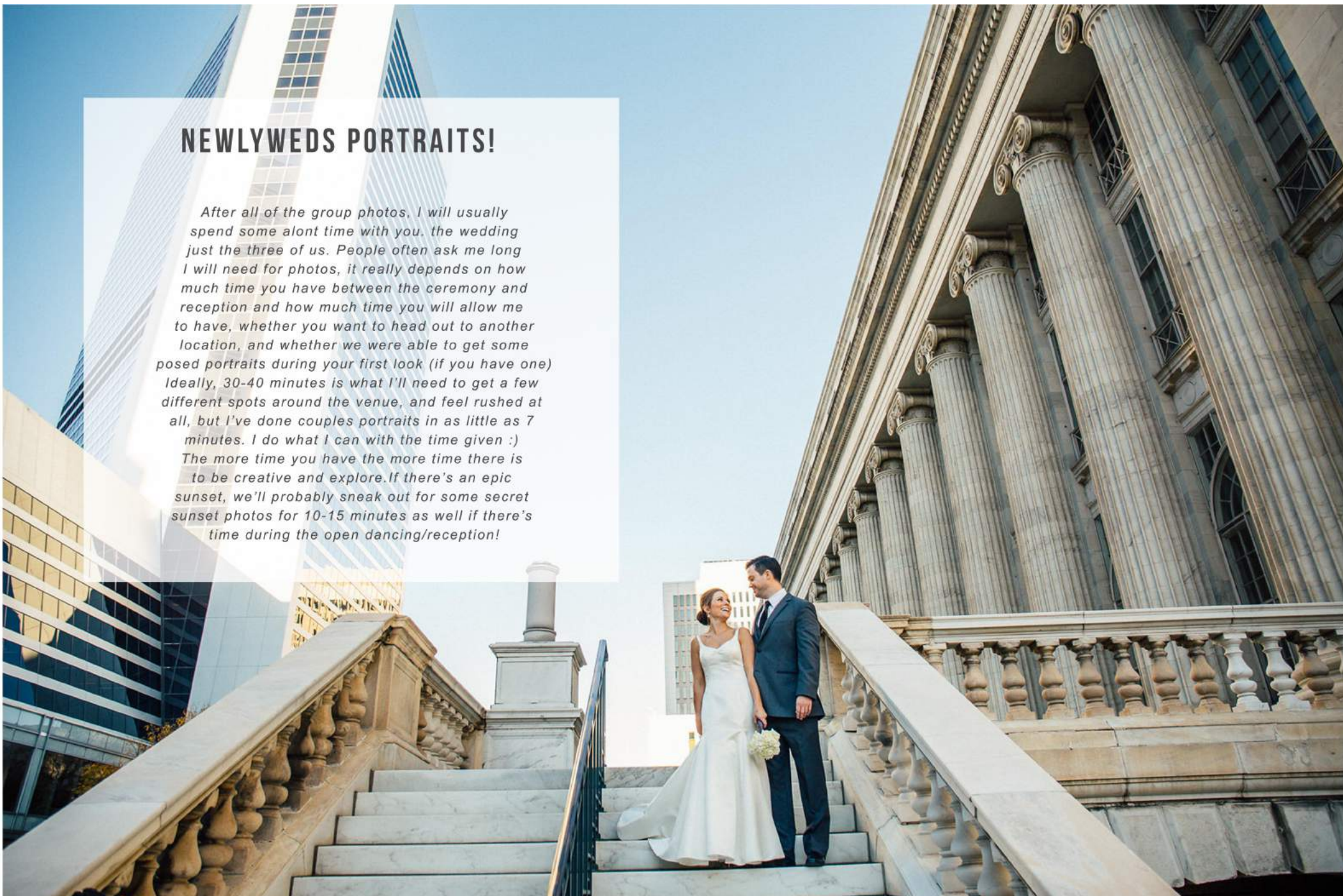
WHEN FRIENDS  
+ FAMILY COME  
TOGETHER AS ONE.





## NEWLYWEDS PORTRAITS!

*After all of the group photos, I will usually spend some alone time with you, the wedding just the three of us. People often ask me how long I will need for photos, it really depends on how much time you have between the ceremony and reception and how much time you will allow me to have, whether you want to head out to another location, and whether we were able to get some posed portraits during your first look (if you have one) Ideally, 30-40 minutes is what I'll need to get a few different spots around the venue, and feel rushed at all, but I've done couples portraits in as little as 7 minutes. I do what I can with the time given :) The more time you have the more time there is to be creative and explore. If there's an epic sunset, we'll probably sneak out for some secret sunset photos for 10-15 minutes as well if there's time during the open dancing/reception!*





"when someone else's happiness is your happiness..."



...that is love"









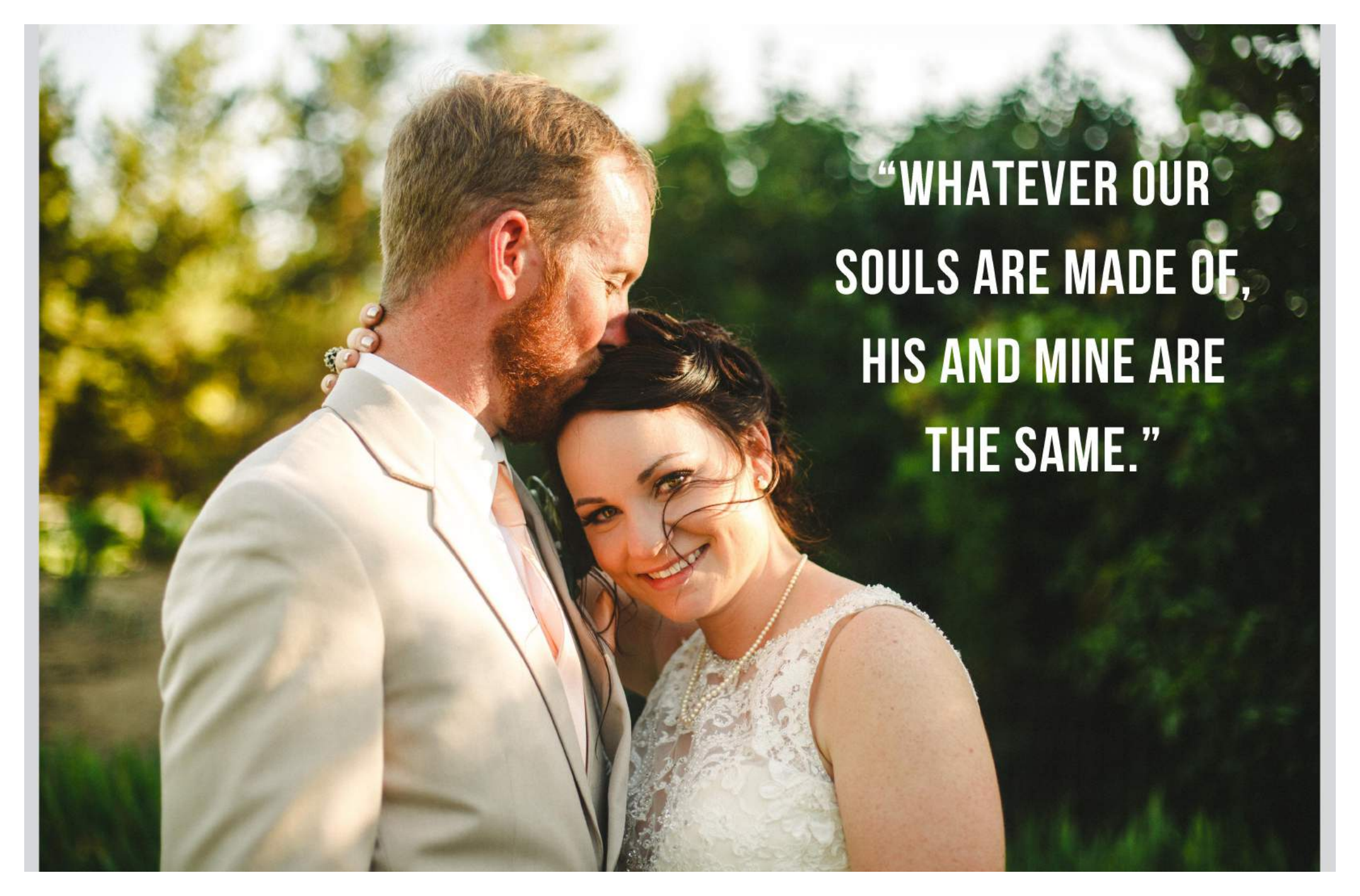












**“WHATEVER OUR  
SOULS ARE MADE OF,  
HIS AND MINE ARE  
THE SAME.”**



## THE PARTY

*after portraits, and taking some candid guest shots at cocktail hour, I will then photograph your reception room, cake, florals, and any decorative details you might have before the guests are called in. Please let me know if there are any special details you've created or organised for your day so I can look out for them.*

*TIP: If your evening reception is in a very dark venue, consider adding your own string lighting or even lots of candle in among the flowers along the tables and on the shelves. Such tiny details will make a really big difference in the mood, atmosphere and will look absolutely beautiful (very flattering) in photos!*











I found Brittany online and I LOVED her work. Her photos were so creative and it seemed that she truly knows how to capture your love. My husband and I are SO GLAD we went with her! Honestly, she's worth every penny and we would have paid more because she's worth that much! Your wedding lasts one day- make it last!! I have a friend who recently got married and her one comment to me was "your photos turned out so much better than ours". Seriously, it was all Brittany. Not only was she creative, kind, and captured our love wonderfully, but Brittany is a beautiful soul as well. We actually had the best day running around, taking photos and she really felt like more of a friend than a stranger.  
- Sarah B., July 2016



I would highly recommend Brittany! She is the BEST! We had so much confidence in her capturing our special day and she still continues to AMAZE us! Brittany is so great to work with - she tells you certain ways she wants you to stand but other than that lets you be natural, which turn out to be the most beautiful, authentic photos. She has an eye for capturing the moment. Our wedding pictures are more vivid than my mind remembers that day, and we are blown away every-time we look at them! Brittany should also have "superhero" in her bio as she saved the day when my hair stylist was sick and unable to do my hair, Brittany stepped right in without blinking an eye and did a beautiful up do as well as gorgeous make up - all the while still capturing the most amazing pictures possible. Choosing Brittany as our photographer was one of the best decisions we made during the planning process! Her photos are out of this world and she is just a doll to work with! - Shalee K. -May 2016



Brittany is fantastic! I would recommend Brittany to anyone looking for any type of photos. My fiancée and I had the absolute best time shooting with Brittany. After five minutes with her, we felt completely at ease and we were able to enjoy every minute of the session. She is kind, warm and extremely fun. Brittany helped me from start to finish with what to wear, where to go, and even asked for my likes and dislikes so that she could find some inspiration before the session. We wanted both an urban and a nature setting, so she accommodated and she was more than happy to do so. I cannot say enough wonderful things about Brittany! And about our absolutely stunning photos that we now have! Thank you so much!

Brittany Slaughter, owner and principle photographer of Alchemy Creative, is an artistic genius with a heart filled with love. My husband and I recently got married just outside of Silverthorne on an overcast and somewhat rainy day in August (2017). Did this stop Brittany from taking the most incredible photographs of our wedding? No way! Did this stop her from being the most personable and enthusiastic wedding photographer there is? Absolutely not! We are thrilled with the unbelievable moments she captured, and the way she was able to portray our happiness on this mystical and magical day. Alchemy Creative is wedding photojournalism at its finest. To boot, Brittany's photography style is incredibly unique and can be described as the perfect balance of classic, artistic, and dramatic styled shots. Her photographs were never overly processed, and were enveloped with natural lighting and the most unpredictable views and angles whenever possible. No overly-posed pictures or random filters here! We received a beautiful mix of both candid and traditional shots, and Brittany was able to capture something extraordinary out of even the most ordinary poses. Now that's talent! Now for the delivery! Although it may differ for each wedding, Brittany's timing in the delivery of our 1000+ edited photos was impeccable and very thoughtfully presented. She had all photos edited and uploaded onto an extremely user friendly website by our 1 month anniversary. What a fantastic 1 month anniversary surprise! We thoroughly enjoyed looking through each digital photograph over a glass of wine. The moments she captured brought both tears of joy and hysterical laughter. I cannot think of a better way to relive our wedding day. With all of the various reviews out in the world today, I hope you (the reader) can see how sincere and genuine my husband and I are when we say that Brittany Slaughter at Alchemy Creative is hands down one of the top wedding photographers in the business today. If you don't believe us, try her out and see. She will not disappoint





## ALBUMS

*are they really necessary?*

*it is one thing to view your digital photos on a computer, but it is something entirely different to see, touch, and flip through pages filled with hand-picked images from your wedding day. you can include your wedding, engagement session, bridal session, and day-after session in your album! this is a great way to entertain guests in your new home (albums also make perfect gifts for the in-laws, hint hint).*

*the process:*

*designing your album is really easy! to keep the process as smooth as possible, you start off by selecting images 75-100 of your FAVORITE images that best tell the story of your wedding. from there, i'll design your spreads and send the print order in.*

*the timeline:*

*allow up to 6 weeks after you've chosen your favorites for your beautiful album to arrive at your doorstep*

*album sizes*

*8x8, 10x10 (included with package 3), 12x12 | 50 pages included - additional pages are extra*



*preferred vendors:*

*i've worked with some amazing businesses over the last several years and would love for you to get the chance to work with the best in the industry.*

*wedding planners:*

*hourglass productions  
www.hourglassdenver.com  
cherry bomb events  
www.cherry-bombevents.com*

*caterers:*

*Biscuits + Berries  
www.biscuitsandberries.com  
A Spice of Life  
www.aspiceoflife.com*

*florists:*

*blush + bay  
www.blushandbay.com  
love letters floral design  
lovelettersfloral.com*

*bands:*

*The Radio Band  
www.facebook.com/denverradio-band/  
Play'n Dirty  
playndirty.com*

*stationery:*

*felicity allyse  
www.felicityallyse.com  
veronica prestion  
www.veronicaprestiondesign.com*

*videographers:*

*Velare Imaginarium  
www.velare.tv  
Afflatis  
www.afweddings.tv*

*make-up:*

*alchemy creative (yours truly)  
www.alchemycreative.net  
Megan Cary Artistry  
www.megancaryartistry.com*

*lighting:*

*Schott Hittelman  
lightinganddesignbyscott.com*

*hair stylists:*

*alchemy creative (yours truly)  
www.alchemycreative.net  
Megan Cary Artistry  
www.megancaryartistry.com*

*photobooths:*

*Shutterbus  
theshutterbus.com  
The Traveling Photobooth  
www.thetravelingphoto-booth.com*

*DJ's:*

*Shindig DJ's + MC's  
www.myshindigdjs.com  
DJ Maestro  
www.mydjmaestro.com*



## 2018 - 2019 PRICING

### COLLECTION 1 - \$3000

6 Hours Wedding Day Coverage

Engagement Session\*

2nd Shooter\*

Digital Gallery + Print Release

### COLLECTION 2 - \$4000

8 Hours Wedding Day Coverage

Engagement Session\*

2nd Shooter\*

Digital Gallery + Print Release

\$100 Print Credit

### COLLECTION 3 - \$6000

10 Hours Wedding Day Coverage

Engagement Session\*

2nd Shooter

Digital Gallery + Print Release

\$100 Print Credit

2- 20 Page Albums\*

### ALA CARTE

HOURLY WEDDING DAY COVERAGE | \$500

PORTRAIT SESSIONS | \$500

20 PAGE ALBUM | \$400

\*can be substituted for an extra hour of coverage\*



*Alchemy Creative*

alchemycreative.net

@alchemy\_creative

720.204.0175

b.alchemycreative@gmail.com







*thank you!*

---

*I know you had unlimited options when it came to choosing a  
wedding photographer. it means the world that you have chosen me  
to document the most important day of your lives.*